








## Charter Activations 2000 – 2015

(Disaster types)

Solid Earth		2000	2001	2002	2003	2004	2005	2006	2007	2008	2009	2010	2011	2012	2013	2014	2015
	Earthquake		3	1	3	5	3	2	5	4	3	5	5	3	4	1	5
	Landslide	1	1	2	2			1			4	2	2		1	4	2
	Volcano		1	1	2	2	1	1	2	3	3	2	2	1	3	2	4
		<div>52 Earthquakes</div> <div>22 Landslides</div> <div>30 Volcanoes</div>															
		<div>104 Activations Since 2000</div>															

Weather/ Atmospheric	2000	2001	2002	2003	2004	2005	2006	2007	2008	2009	2010	2011	2012	2013	2014	2015
 Storm/Hurricane**			1	2	3	6	1	8	8	7	11	2	9	6	6	4
 Ice/Snow hazard								1			1	1			1	
 Flood/Ocean wave*		3	8	4	9	13	16	22	23	19	25	16	25	21	22	18
 Fire				5	1	2		4	2	4	1	3	2	2	3	2

74

Storm/Hurricanes

4

Ice/Snow hazards

244

Flood/Ocean waves

31

Fires

353

Activations  
Since  
2000

Technological	2000	2001	2002	2003	2004	2005	2006	2007	2008	2009	2010	2011	2012	2013	2014	2015
Oil spill		3	2				4	3			1	1				1
Others					1						3			1	2	2

15

Oil spills

9

Other activations

24

Activations Since 2000

**Total/Year** 1 11 15 18 21 25 25 45 40 40 51 32 40 38 41 38

*\*Includes solid earth related phenomenon of a tsunami*

*\*\*Includes all wind type storms (hurricane, cyclone, typhoon and tornado)*

# 481 Total Activations